

INSTRUCTIONS FOR #83165 RADIAL BRISTLE DISK SET

Radial Bristle Disks contain abrasives. No compounds, rouges or pastes are required!



Finer grits will not remove existing detail or texture. Coarser grits leave texture and/or remove material. Use with flex shaft tools or high speed grinders at speeds up to 30,000 RPM. (Read all safety and mounting instructions before using.) Applications include:

- Cleaning, deburring, sanding and polishing miniatures, intricate and finely detailed items, and for working in hard to reach areas on workpieces.
- Deflashing small plastic parts.
- Sanding, cleaning and carving wood.
- Light deburring small aluminum and electronic parts.
- Light clean-up and pre-polishing injection molds.
- Pre-polishing and finishing uses in dental labs.


Disk Reference Chart		
Size	Grit	Color
3/4"	80	Yellow
	220	Red
	400	Blue
	Pumice	Pink
	6 micron	Peach
	1 micron	Lt. Green

Recommendations for Metal			
Application	Grit	Speed (RPM)	
Heavy cleaning	80	15,000 – 18,000	
Fine scale removal	80	15,000 – 18,000	
Light oxide removal	220, 400	10,000 – 15,000	
Pre-polishing	220, 400, Pumice	12,000 – 18,000	
Semi-finishing	400, Pumice	5,000 – 10,000	
Blending	220, 400, Pumice	8,000 – 15,000	
Texturing	80, 220	5,000 – 10,000	
Polishing	1 micron, 6 micron	15,000 – 18,000	



Recommendations for Woodcarving (5,000 MAX RPM)

Wood	Application	Grit
Basswood	Remove material (cut, carve)	80
	Burnish	220, 400
	Higher luster burnished finish	Finer grits
Tupelo or Pine	Remove or set grain	80
	Burnish	220, 400
	Higher luster burnished finish	Finer grits

Mount Disks to Make Radial Brushes



Mount 3 to 6 individual disks onto a mandrel to create a suitable size brush for the application. Be sure to mount all of them as shown so that they will rotate in the proper direction. Use only the bristle tips in operation and apply a light stroke.



Safety Information

Read and understand these instructions before mounting disks on mandrel and using in a power tool. Abusive operation can cause bristles to break apart and may cause injury. Be sure you check direction of brush/disk rotation. Running in the wrong direction can cause bristles to break off. Do not jam the workpiece into the disk or brush. Do not press hard on the side of it. Never exceed 30,000 RPM maximum operating speed.

Provide appropriate dust exhaust/ventilation. If exhaust/ventilation is not adequate, wear dust protection respirator or face mask to prevent inhalation of dust particles. Do not enlarge or change shape of any disk's center hole. Avoid forcing the disks onto a mandrel that is too large and/or over-tightening the mounting nut, as damage or wobbling of the radial disks may occur. Stop the rotary tool if vibration or wobbling occurs. Incorrect storage of disks can cause bristles to break off during use and may cause injury. Store disks in a dry place at temperatures between 40° (5°C) and 150°F (65°C) for at least 24 hours before using.

WARNING:

Always wear eye and face protection when using power tools and accessories.

Micro-Mark®

340 Snyder Avenue, Berkeley Heights, NJ 07922
 Tech Support: 908-464-1094, 1 pm – 5 pm ET
 MMTechService@micromark.com