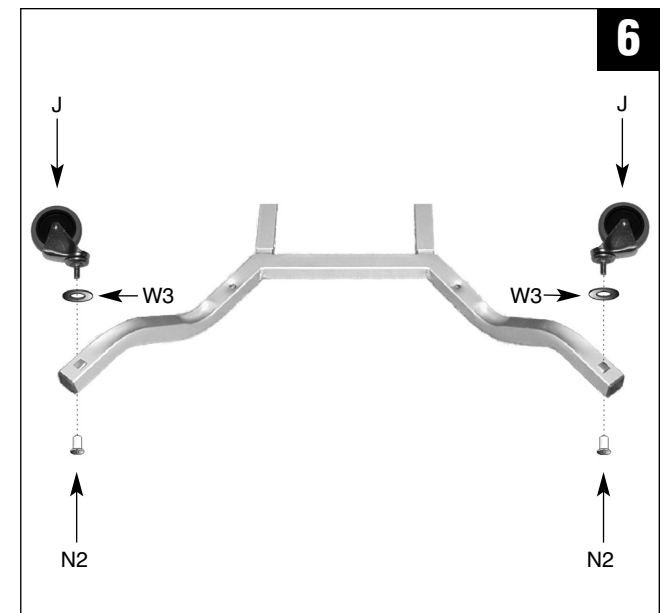


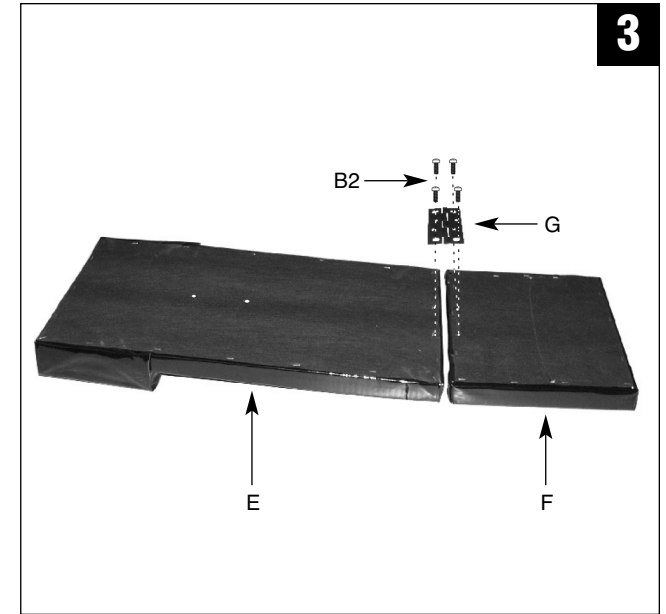
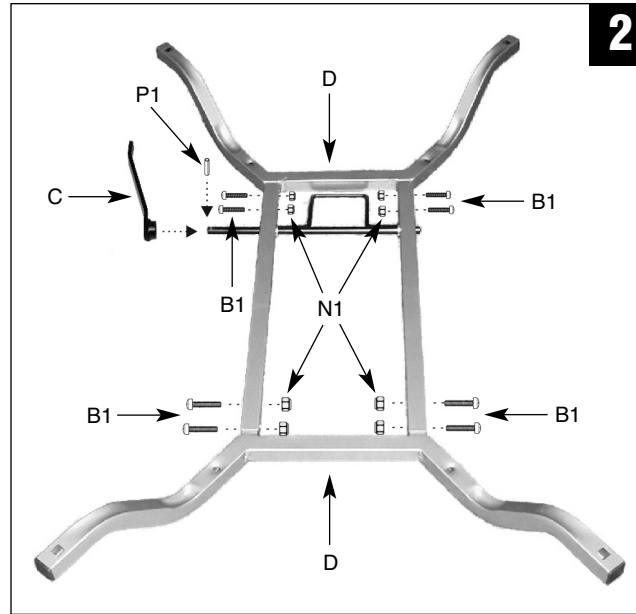
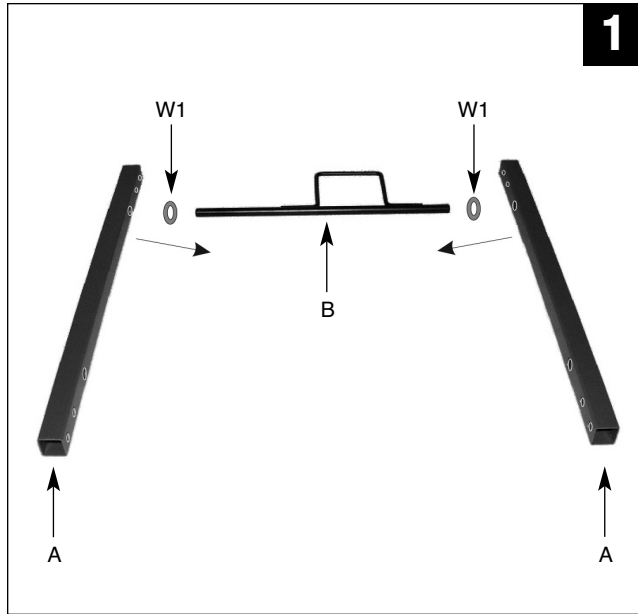




















#84263 BOTTOMSIDE CREEPER ASSEMBLY INSTRUCTIONS



PART #	QTY	DESCRIPTION
B1	8	8mm x 35 mm bolt 
B2	6	6mm x 15 mm bolt 
B3	2	6mm x 42 mm bolt 
N1	8	Nylock lock nut 
N2	4	Barrel nut 
W1	2	Large washer 
W2	2	Small washer 
W3	4	Caster washer 
P1	1	Adj handle pin 
A	2	Mid support rails 
B	1	Adjustment rod 
C	1	Adjustment handle 
D	2	End arms 
E	1	Deck pads with headrest 
F	1	Small deck pad 
G	1	Hinge 
H	1	Adjustment plate 
I	1	Adjustment plate cover 
J	4	Swivel casters 