



#60398 METAL FORMING PLIER SET

Tips and Techniques for Use


This plier set is ideal for creating loops, rings, S, C, Z, L and just about any other shape in strip stock up to 1/32" thick and in wire up to 3/32" diameter. Use the photos below to help you determine the best shapes for which each plier is suited. Note that most shapes are formed by using a combination of a plier and your fingers. As with most tools, some initial practice and experimentation will ultimately yield the best results.



Loops and curves are formed by progressively crimping and releasing the work piece in the pliers' jaws. Making crimps at close intervals will tighten a curve, as will a tight crimp. Reverse the plier to reverse the curve.



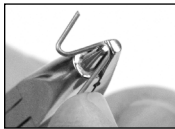
Use this powerful plier to create sharp bends in a variety of materials, including hardened music wire.



Use your fingers to make a variety of bends with this combination plier.



Use this plier to form tight loops and circles.



Micro-Mark[®] 340 Snyder Avenue
Berkeley Heights, NJ 07922

Tech Support: 908-464-1094 www.micromark.com MMTechService@micromark.com