


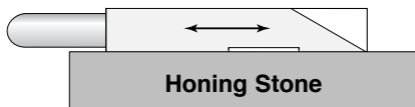
OPERATING INSTRUCTIONS FOR #82394 3/16" CORNER PUNCH

This ingenious tool cuts a perfect 90° corner in wood and plastic. It's ideal for cutting window and door openings in model siding and structural materials. Simply mount the punch in your drill press and pull the handle. Or, just hold the punch with your fingers and tap the rounded end of the punch with a hammer. (To protect the sharp edge of the corner punch, be

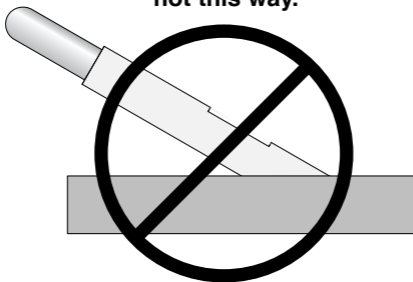


sure to place a piece of hardwood or scrap plywood under the sheetwood to be punched.) Step and repeat the operation, and your job is complete. Also good for cleaning out routed corners, trimming dollhouse openings, cutting square holes for model airplane construction...and any time a precise 90° corner is needed. Made of tool steel with razor-sharp cutting edges. Can be resharpened easily on any honing stone (see instructions below). Note: This product is guaranteed to be sharp when new; however, since the use of the tool is beyond our control, we cannot replace the product if dulled or nicked by the user. Safety glasses are recommended when using this product.

Sharpen this way...



not this way.



Micro-Mark®

THE SMALL TOOL SPECIALISTS

340 Snyder Avenue, Berkeley Heights, NJ 07922

Tech Support: 908-464-1094, weekdays, 1pm to 5pm ET

www.micromark.com MMTechService@micromark.com

MM060111